

## FUND FACTS

RBC Global Asset Management Inc.



Global Asset Management

# RBC Vision Bond Fund - Series F

June 27, 2025

This document contains key information you should know about RBC Vision Bond Fund (Series F). You can find more details in the fund's simplified prospectus. Ask your representative for a copy, contact RBC Global Asset Management Inc. (RBC GAM) at 1-800-463-FUND (3863) or visit [www.rbcgam.com/regulatorydocuments](http://www.rbcgam.com/regulatorydocuments).

**Before you invest in any fund, you should consider how it would work with your other investments and your tolerance for risk.**

### Quick facts

<b>Fund code:</b>	RBF5610	<b>Fund manager:</b>	RBC Global Asset Management Inc.
<b>Date series started:</b>	June 30, 2007	<b>Portfolio manager:</b>	RBC Global Asset Management Inc.
<b>Total value of the fund on May 31, 2025:</b>	\$461.8 Million	<b>Distributions:</b>	Quarterly in March, June, September and December; automatically reinvested unless you tell your representative to inform us that you want them in cash.
<b>Management expense ratio (MER):</b>	0.50%	<b>Minimum investment:</b>	\$500 initial, \$25 additional investment

### What does the fund invest in?

The fund invests primarily in fixed income securities issued by Canadian governments and corporations that conduct themselves in a socially responsible manner. The fund aims to exclude securities of issuers that are poorly ranked in ESG risk management, or involved in certain products and incidents with negative environmental, social or governance implications.

The fund may invest no more than 30% of its assets in foreign securities.

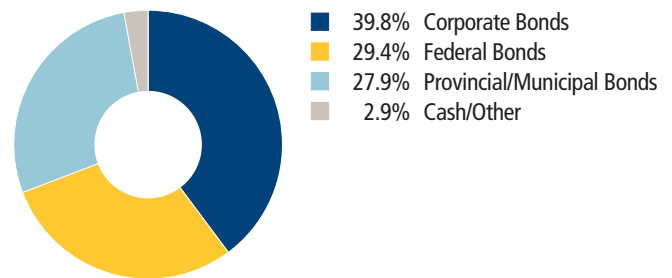
The charts below give you a snapshot of the fund's investments on May 31, 2025. The fund's investments will change.

#### Top 10 investments (May 31, 2025)

1. Canadian Government Bond 2.750% Mar 01, 2030	10.5%
2. Canadian Government Bond 2.750% May 01, 2027	5.0%
3. Province of Quebec 4.450% Sep 01, 2034	4.4%
4. Province of Ontario 4.700% Jun 02, 2037	2.8%
5. Canadian Government Bond 3.250% Dec 01, 2034	2.7%
6. Province of Ontario 4.150% Jun 02, 2034	2.4%
7. Canadian Government Bond 2.500% Aug 01, 2027	2.2%
8. Hydro One Inc. 5.540% Oct 20, 2025	2.2%
9. Canada Housing Trust No. 1 3.600% Sep 15, 2035	2.1%
10. TransCanada PipeLines Ltd. 5.277% Jul 15, 2030	2.1%
<b>Total percentage of top 10 investments</b>	<b>36.4%</b>

**Total number of investments** 315

#### Investment mix (May 31, 2025)



### How risky is it?

The value of the fund can go down as well as up. You could lose money.

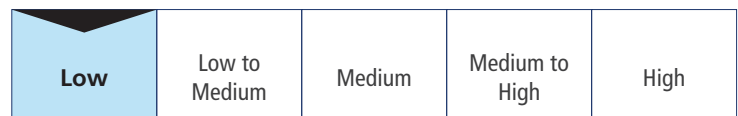
One way to gauge risk is to look at how much a fund's returns change over time. This is called "volatility".

In general, funds with higher volatility will have returns that change more over time. They typically have a greater chance of losing money and may have a greater chance of higher returns. Funds with lower volatility tend to have returns that change less over time. They typically have lower returns and may have a lower chance of losing money.

### Risk rating

RBC GAM has rated the volatility of this fund as **low**.

This rating is based on how much the fund's returns have changed from year to year. It doesn't tell you how volatile the fund will be in the future. The rating can change over time. A fund with a low risk rating can still lose money.



For more information about the risk rating and specific risks that can affect the fund's returns, see the sections entitled "Investment risk classification methodology" and "What are the risks of investing in the fund?" in the fund's simplified prospectus.

### No guarantees

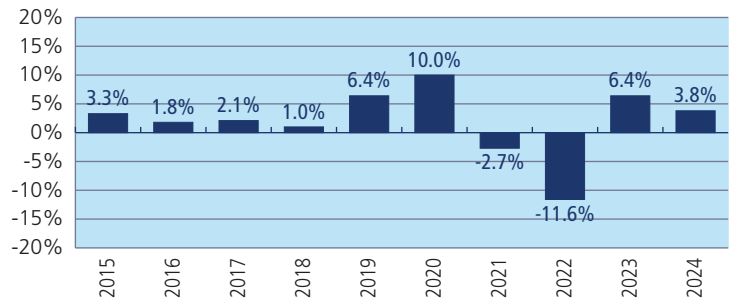
Like most mutual funds, this fund doesn't have any guarantees. You may not get back the amount of money you invest.

### How has the fund performed?

This section tells you how Series F units of the fund have performed over the past ten years. Returns are after expenses have been deducted. These expenses reduce the fund's returns.

#### Year-by-year returns

This chart shows how Series F units of the fund performed in each of the past ten years. The fund dropped in value in two of the ten years. The range of returns and change from year to year can help you to assess how risky the fund has been in the past. It does not tell you how the fund will perform in the future.



#### Best and worst 3-month returns

This table shows the best and worst returns for Series F units of the fund in a 3-month period over the past ten years. The best and worst 3-month returns could be higher or lower in the future. Consider how much of a loss you could afford to take in a short period of time.

	Return	3 months ending	If you invested \$1,000 at the beginning of the period
<b>Best return</b>	8.2%	December 31, 2023	Your investment would rise to \$1,082
<b>Worst return</b>	-7.0%	April 30, 2022	Your investment would fall to \$930

#### Average return

A person who invested \$1,000 in Series F units of the fund ten years ago would have \$1,184 as at May 31, 2025. This works out to an annual compound return of 1.7%.

### Who is this fund for?

#### Investors who:

- are seeking higher levels of current interest income compared to money market fund investments
- wish to limit exposure to issuers associated with unmanaged ESG risks
- are planning to hold their investment for the medium-to-long term

### A word about tax

In general, you'll have to include in your taxable income any money you make on a fund held outside a registered plan such as a Registered Retirement Savings Plan or a Tax-Free Savings Account. How much income tax you pay depends on the tax laws that apply to you and the fund.

Keep in mind that if you hold your fund in a non-registered account, fund distributions are included in your taxable income, whether you get them in cash or have them reinvested.

### How much does it cost?

The following tables show the fees and expenses you could pay to buy, own and sell Series F units of the fund. The fees and expenses - including any commissions - can vary among series of a fund and among funds. Higher commissions can influence representatives to recommend one investment over another. Ask about other funds and investments that may be suitable for you at a lower cost.

#### 1. Sales charges

Series F units are no load. That means you pay no sales charges if you buy, redeem or switch your units.

#### 2. Fund expenses

You don't pay these expenses directly. They affect you because they reduce the fund's returns.

As of December 31, 2024, the expenses for Series F units of the fund were 0.50% of its value. This equals \$5.00 for every \$1,000 invested.

**Annual rate (as a % of the Series F units' value)**

#### Management expense ratio (MER)

This is the total of the fund's management fee and operating expenses (the administration fee, other fund costs and taxes).

0.50%

#### Trading expense ratio (TER)

These are the fund's trading costs.

-

#### Fund expenses

0.50%

**More about the trailing commission**

Series F has no trailing commissions.

**3. Other fees**

You may have to pay other fees when you buy, hold, sell, switch or reclassify units of the fund.

<b>Fee</b>	<b>What you pay</b>
<b>Short-term trading fee</b>	2% of the value of units you sell or switch within 7 days of buying them. This fee goes to the fund.
<b>Registered tax plan fee</b>	Fees may be payable to your representative or to his or her firm if you transfer an investment within a registered plan to another financial institution. None of these fees are paid to us.
<b>Advice and/or other services fee</b>	Series F units are available to investors who have fee-based or order execution only accounts with their representative firms. Investors may pay a fee directly to their representative firm for the purchase and sale of units, for investment advice and/or for other services.

**What if I change my mind?**

Under securities law in some provinces and territories, you have the right to:

- withdraw from an agreement to buy mutual funds within two business days after you receive a simplified prospectus or Fund Facts document, or
- cancel your purchase within 48 hours after you receive confirmation of the purchase.

In some provinces and territories, you also have the right to cancel a purchase, or in some jurisdictions, claim damages, if the simplified prospectus, Fund Facts document or financial statements contain a misrepresentation. You must act within the time limit set by the securities law in your province or territory.

For more information, see the securities law of your province or territory or ask a lawyer.

**For more information**

Contact RBC GAM or your representative for a copy of the fund's simplified prospectus and other disclosure documents. These documents and the Fund Facts make up the fund's legal documents.

RBC Global Asset Management Inc.  
155 Wellington Street West  
Suite 2200  
Toronto, ON M5V 3K7

1-800-463-FUND (3863)  
[www.rbcgam.com/contact-us](http://www.rbcgam.com/contact-us)

To learn more about investing in mutual funds, see the brochure **Understanding mutual funds**, which is available on the website of the Canadian Securities Administrators at [www.securities-administrators.ca](http://www.securities-administrators.ca).

® / ™ Trademark(s) of Royal Bank of Canada. Used under licence.  
© RBC Global Asset Management Inc. 2025