



This document contains key information you should know about RBC DS Balanced Global Portfolio (Series F). You can find more details in the fund's simplified prospectus. Ask your representative for a copy, contact RBC Global Asset Management Inc. (RBC GAM) at 1-800-463-FUND (3863), funds.investments@rbc.com, or visit www.rbcgam.com/investorinfo.

Before you invest in any fund, you should consider how it would work with your other investments and your tolerance for risk.

On or about June 27, 2014, the fund will be merged into the RBC Select Balanced Portfolio, managed by RBC GAM.

Quick facts

Fund code:	RBF641	Fund manager:	RBC Global Asset Management Inc.
Date series started (Series F):	September 20, 2005	Portfolio manager:	RBC Global Asset Management Inc.
Total value of the fund on February 28, 2014:	\$88.4 Million	Distributions:	Quarterly in March, June, September and December
Management expense ratio (MER):	0.90%	Minimum investment:	\$500 initial, \$25 additional investment

What does the fund invest in?

The fund invests primarily in units of other mutual funds managed by RBC GAM.

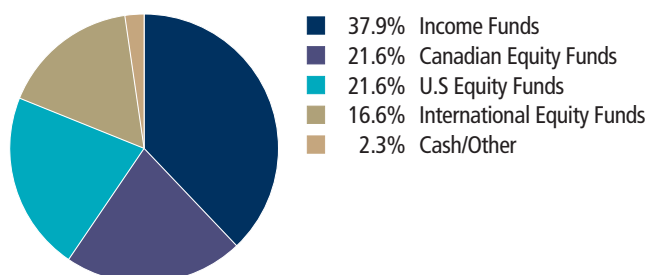
The charts below give you a snapshot of the fund's investments on February 28, 2014. The fund's investments will change.

Top 10 investments (February 28, 2014)

1. RBC Advisor Canadian Bond Fund	25.3%
2. RBC DS Canadian Focus Fund	21.6%
3. RBC DS U.S. Focus Fund	21.6%
4. RBC International Dividend Growth Fund	16.6%
5. RBC Global Corporate Bond Fund	12.6%
6. Cash & Cash Equivalents	2.3%
Total percentage of top 6 investments	100%

Total Investments	6
--------------------------	----------

Investment mix (February 28, 2014)



How risky is it?

The value of the fund can go down as well as up. You could lose money.

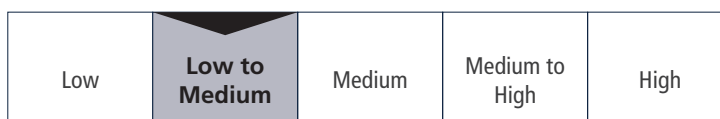
One way to gauge risk is to look at how much a fund's returns change over time. This is called "volatility".

In general, funds with higher volatility will have returns that change more over time. They typically have a greater chance of losing money and may have a greater chance of higher returns. Funds with lower volatility tend to have returns that change less over time. They typically have lower returns and may have a lower chance of losing money.

Risk rating

RBC GAM has rated the volatility of this fund as **low to medium**.

This rating is based on how much the fund's returns have changed from year to year. It doesn't tell you how volatile the fund will be in the future. The rating can change over time. A fund with a low risk rating can still lose money.



For more information about the risk rating and specific risks that can affect the fund's returns, see the sections entitled "What are the risks of investing in the fund?" and "Who should invest in this fund?" in the fund's simplified prospectus.

No guarantees

Like most mutual funds, this fund doesn't have any guarantees. You may not get back the amount of money you invest.

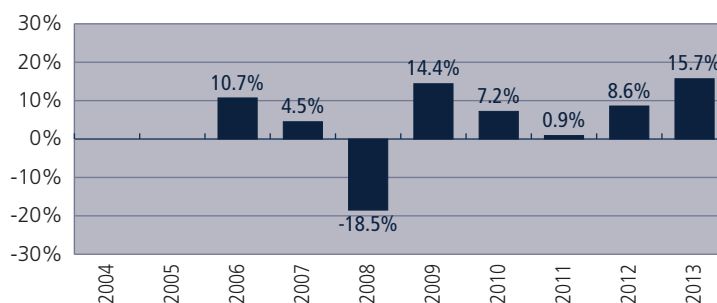


How has the fund performed?

This section tells you how Series F units of the fund have performed since the date they were created. Returns are after expenses have been deducted. These expenses reduce the fund's returns.

Year-by-year returns

This chart shows how Series F units of the fund performed in each of the past eight years. The fund dropped in value in one of the eight years. The range of returns and change from year to year can help you to assess how risky the fund has been in the past. It does not tell you how the fund will perform in the future.



Best and worst 3-month returns

This table shows the best and worst returns for Series F units of the fund in a 3-month period over the past eight years. The best and worst 3-month returns could be higher or lower in the future. Consider how much of a loss you could afford to take in a short period of time.

	Return	3 months ending	If you invest \$1,000 at the beginning of the period
Best return	10.4%	May 31, 2009	Your investment would rise to \$1,104
Worst return	-17.5%	November 30, 2008	Your investment would fall to \$825

Average return

A person who invested \$1,000 in the fund since the date the fund was created would have \$1,559 as at February 28, 2014. This works out to an annual compound return of 5.4%.

Who is this fund for?

Investors who:

- want an investment that combines capital growth and modest income potential
- are planning to hold their investment for the medium-to-long term
- prefer a lower level of involvement in investment decisions

A word about tax

In general, you'll have to include in your taxable income any money you make on a fund held outside a registered plan such as a Registered Retirement Savings Plan or a Tax-Free Savings Account. How much income tax you pay depends on the tax laws that apply to you and the fund.

Keep in mind that if you hold your fund in a non-registered account, fund distributions are included in your taxable income, whether you get them in cash or have them reinvested.

How much does it cost?

The following tables show the fees and expenses you could pay to buy, own and redeem Series F units of the fund. The fees and expenses - including any commissions - can vary among series of a fund and among funds. Higher commissions can influence representatives to recommend one investment over another. Ask about other funds and investments that may be suitable for you at a lower cost.

1. Sales charges

Series F units are no load. That means you pay no sales charges if you buy, redeem or switch your units.

2. Fund expenses

You don't pay these expenses directly. They affect you because they reduce the fund's returns.

As of December 31, 2013, the fund's expenses were 1.06% of its value. This equals \$10.60 for every \$1,000 invested.

Annual rate (as a % of the fund's value)

Management expense ratio (MER)

This is the total of the fund's management fee and operating expenses (including the administration fee).

0.90%

Trading expense ratio (TER)

These are the fund's trading costs.

0.16%

Fund expenses

1.06%



More about the trailing commission

Series F has no trailing commissions.

3. Other fees

Series F units are available to investors who have accounts with representative firms who have signed a fee-based agreement with RBC GAM. Investors pay their representative firm a fee directly for investment advice or other services. You may have to pay other fees when you buy, hold, redeem, switch or reclassify units of the fund.

Fee	What you pay
Short-term trading fee	2% of the value of units you redeem or switch within 7 days of buying them. This fee goes to the fund.
Switch and reclassification fees	There is no fee payable to RBC GAM for any switches or reclassifications of units.

What if I change my mind?

Under securities law in some provinces and territories, you have the right to:

- withdraw from an agreement to buy mutual funds within two business days after you receive a simplified prospectus or Fund Facts document, or
- cancel your purchase within 48 hours after you receive confirmation of the purchase.

In some provinces and territories, you also have the right to cancel a purchase, or in some jurisdictions, claim damages, if the simplified prospectus, annual information form, Fund Facts document or financial statements contain a misrepresentation. You must act within the time limit set by the securities law in your province or territory.

For more information, see the securities law of your province or territory or ask a lawyer.

For more information

Contact RBC GAM or your representative for a copy of the fund's simplified prospectus and other disclosure documents. These documents and the Fund Facts make up the fund's legal documents.

RBC Global Asset Management Inc.
155 Wellington Street West
Suite 2200
Toronto, ON M5V 3K7

Toll-free:	1-800-463-FUND (3863)
Email:	funds.investments@rbc.com
Website:	www.rbcgam.com/investorinfo

® / ™ Trademark(s) of Royal Bank of Canada. Used under licence.
© RBC Global Asset Management Inc. 2014

To learn more about investing in mutual funds, see the brochure **Understanding mutual funds**, which is available on the website of the Canadian Securities Administrators at www.securities-administrators.ca.