



RBC International Index Currency Neutral Fund

Investment Objective

To provide long-term capital growth, while minimizing the exposure to currency fluctuations between foreign currencies and the Canadian dollar, by tracking the performance of its benchmark through investment in units of the iShares Core MSCI EAFE IMI Index ETF.

Fund Details

Series	Load Structure	Currency	Fund Code
A	No Load	CAD	RBF559

Inception Date	October 1998
Total Fund Assets \$Mil	438.4
Series A NAV \$	11.15
Series A MER %	0.62
Benchmark	MSCI EAFE IMI Hedged 100% to CAD Net Index

Income Distribution	Annually
Capital Gains Distribution	Annually

Sales Status	Open
Min. Investment \$	500
Subsequent Investment \$	25

Fund Category	International Equity
---------------	----------------------

Management Company	RBC Global Asset Management Inc.
Web Site	www.rbcgam.com

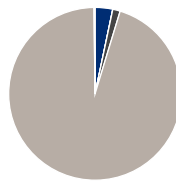
Notes

Fund's investment objective changed June 30, 2017. Effective on or about September 15, 2017, the fund's benchmark changed.

The fund's investment objective and benchmark changed effective on or about April 9, 2019.

Portfolio Analysis as of July 31, 2019

Asset Mix




	% Assets
Cash	3.3
Fixed Income	0.0
Canadian Equity	0.0
US Equity	1.4
International Equity	95.2
Other	0.2

Top 10 Holdings

	% Assets
Nestle SA	2.0
Novartis AG	1.2
Roche Holding AG Dividend Right Cert.	1.1
HSBC Holdings PLC	1.0
Toyota Motor Corp	0.9
Royal Dutch Shell PLC Class A	0.9
BP PLC	0.8
AIA Group Ltd	0.8
Total SA	0.7
SAP SE	0.7
Total % of Top 10 Holdings	10.0
Total Number of Stock Holdings	2,734
Total Number of Bond Holdings	1
Total Number of Other Holdings	35
Total Number of Holdings	2,770

Equity Style



Value Blend Growth

Equity Statistics

P/B Ratio	1.4
P/E Ratio	14.1
Avg. Mkt Cap. \$B	31.4

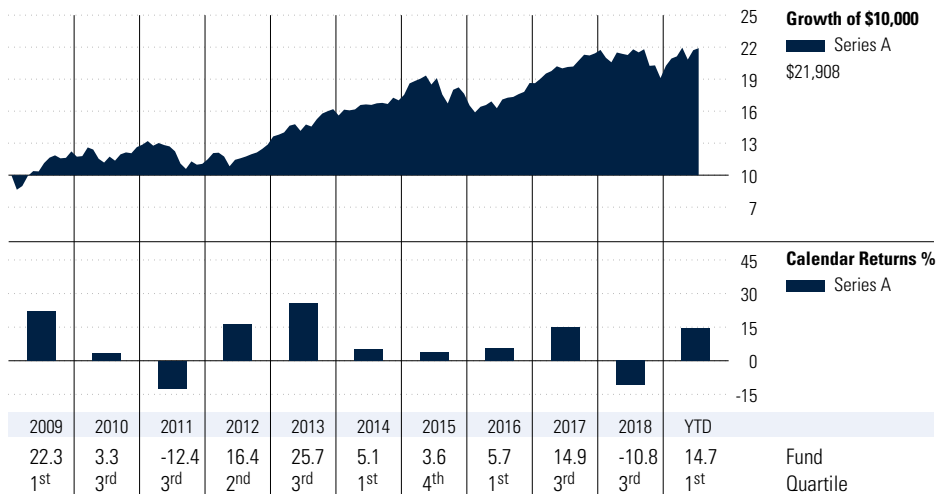
Top 5 Sectors

	% Equity
Financials	17.5
Industrials	15.7
Consumer Discretionary	11.4
Consumer Staples	11.1
Health Care	10.8

Geographic Allocations

	% Assets
Japan	25.1
United Kingdom	16.4
France	10.0
Switzerland	8.9
Germany	8.1

Performance Analysis as of July 31, 2019



1 Mth	3 Mth	6 Mth	1 Yr	3 Yr	5 Yr	10 Yr	Since Incep.	Trailing Return %
0.9	-0.2	8.2	0.5	8.6	5.7	7.0	3.9	Fund
1 st	1 st	2 nd	2 nd	1 st	3 rd	2 nd	—	Quartile
772	751	744	694	503	343	186	—	No. of Funds in Category



RBC International Index Currency Neutral Fund

Management Overview

Manager Bios

Sarah Riopelle

RBC Global Asset Management Inc.

Sarah Riopelle is Vice President and Senior Portfolio Manager, Investment Solutions. Sarah began her investment career in 1996. She is a member of the RBC Investment Strategy Committee and is responsible for the firm's Portfolio Solutions. Sarah has a Bachelor of Commerce in Finance and International Management from the University of Ottawa and is a CFA charterholder.

Performance Analysis Cont'd as of July 31, 2019

Distributions (\$)/Unit	YTD*	2018	2017	2016	2015	2014	2013	2012	2011	2010	2009
Total Distributions	—	0.31	1.42	0.12	—	—	—	—	—	—	—
Interest	—	0.31	1.43	0.12	—	—	—	—	—	—	—
Dividends	—	—	0.00	—	—	—	—	—	—	—	—
Capital Gains	—	—	—	—	—	—	—	—	—	—	—
Return Of Capital	—	—	—	—	—	—	—	—	—	—	—

Best/Worst Periods %	Ended	1 Yr	Ended	3 Yr	Ended	5 Yr	Ended	10 Yr
Best	3-2010	40.3	3-2006	26.3	9-2007	16.6	2-2019	9.3
Worst	10-2008	-41.7	3-2003	-21.3	5-2012	-9.3	2-2009	-3.0
Average		4.5		4.1		4.2		2.7
No. of Periods		238		214		190		130
Pct. Positive		64.7		64.0		64.7		72.3

* Distributions are characterized into income type at year-end.

Commentary as at June 30, 2019

Equity markets in the developed markets of Europe and Asia rallied in the first half of 2019, rebounding from declines at the end of last year, as hopes for more accommodative central-bank policies offset uncertainty about the macroeconomic backdrop. Among the issues weighing on investors' were the trade conflict between the U.S. and China and slowing global economic momentum.

The Fund's currency hedging strategy had a positive impact on returns as unitholders were protected against the overall decline in global currencies versus the Canadian dollar during the first half of 2019.

On March 22, 2019, unitholders approved a proposal to change the investment objectives of the RBC International Index Currency Neutral Fund that provides the Fund with the flexibility to be able to invest in units of iShares ETFs. On April 9, 2019, the Fund was transitioned so that it invests 100% of its assets in units of the iShares Core MSCI EAFE IMI Index ETF (XEF) and uses derivatives to hedge against fluctuations in the value of foreign currencies relative to the Canadian dollar. On April 9, the Fund's benchmark was also changed to track the MSCI EAFE IMI Hedged 100% to CAD Index.



RBC International Index Currency Neutral Fund

Disclosure

RBC Funds, BlueBay Funds, PH&N Funds and RBC Corporate Class Funds are offered by RBC Global Asset Management Inc. and distributed through authorized dealers.

Commissions, trailing commissions, management fees and expenses all may be associated with mutual fund investments. Please read the prospectus or Fund Facts document before investing. Except as otherwise noted, the indicated rates of return are the historical annual compounded total returns including changes in unit value and reinvestment of all distributions and do not take into account sales, redemption, distribution or optional charges or income taxes payable by any unitholder that would have reduced returns. Mutual funds are not guaranteed or covered by the Canadian Deposit Insurance Corporation or by any other government deposit insurer. For money market funds, there can be no assurances that the fund will be able to maintain its net asset value per unit at a constant amount or that the full amount of your investment in the fund will be returned to you. The value of mutual funds change frequently and past performance may not be repeated.

This document has been compiled by RBC Global Asset Management Inc. (RBC GAM) from sources believed to be reliable, but no representations or warranty, express or implied, are made by RBC GAM, its affiliates

or any other person as to its accuracy, completeness or correctness. All opinions and estimates constitute RBC GAM's judgment as of the date of this document, are subject to change without notice and are provided in good faith but without legal responsibility. The Top Ten/25 Holdings may change due to ongoing portfolio transactions within the fund. The Prospectus and other information about the underlying investment funds are available at www.sedar.com.

MER (%) for RBC Funds, PH&N Funds and BlueBay Funds is based on actual expenses for the preceding calendar year or most recent half-year period ended June 30 expressed on an annualized basis, depending on availability of data at the time of publication.

MER (%) for RBC Corporate Class Funds is based on actual expenses for the preceding full year period ended March 31 or half-year period ended September 30 expressed on an annualized basis, depending on availability of data at the time of publication.

Series H and Series I are not available for purchase by new investors. Existing investors who hold Series H or Series I units can continue to make additional investments into the same series of the funds they hold.

Graphs are only used to illustrate the effects

of the compound growth rate and do not reflect future values of any fund or returns on investment of any fund.

The fund profile is provided for informational purposes only. Particular investments and/or trading strategies should be evaluated relative to each individual's investment objectives. The information contained in the fund profile is not, and should not be construed as, investment or tax advice. You should not act or rely on the information contained in the fund profile without seeking the advice of an appropriate professional advisor.

Quartile rankings are determined by Morningstar Research Inc., an independent research firm, based on categories maintained by the Canadian Investment Funds Standards Committee (CIFSC). Quartile rankings are comparisons of the performance of a fund to other funds in a particular category and are subject to change monthly. The quartiles divide the data into four equal segments expressed in terms of rank (1, 2, 3 or 4).

® / ™ Trademark(s) of Royal Bank of Canada. Used under licence. © RBC Global Asset Management Inc. 2019