

# PH&N Canadian Equity Fund

## Investment Objective

The fundamental investment objectives of the Fund are to provide significant long-term capital growth by investing primarily in a well-diversified portfolio of Canadian common stocks.

## Fund Details

Series	Load Structure	Currency	Fund Code
A	No Load	CAD	RBF7130
Adv	Front End	CAD	RBF6130
Adv	Low Load	CAD	RBF4130

Inception Date	November 2008
Total Fund Assets \$Mil	1,020.9
Series A NAV \$	100.63
Series A MER %	1.84
Benchmark	S&P/TSX Capped Composite Total Return Index

Income Distribution	Annually
Capital Gains Distribution	Annually

Sales Status	Open
Min. Investment \$	500
Subsequent Investment \$	25

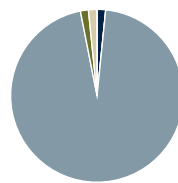
Fund Category	Canadian Equity
---------------	-----------------

Management Company	RBC Global Asset Management Inc.
--------------------	----------------------------------

Web Site	www.rbcgam.com
----------	----------------

## Portfolio Analysis as of August 31, 2019

### Asset Mix




	% Assets
Cash	1.6
Fixed Income	0.0
Canadian Equity	95.3
US Equity	1.5
International Equity	1.6
Other	0.0

### Top 10 Holdings

	% Assets
Royal Bank of Canada	6.8
The Toronto-Dominion Bank	6.4
Enbridge Inc	4.4
Bank of Nova Scotia	3.9
Brookfield Asset Mgmt Inc Cl A	3.7
Canadian National Railway Co	3.5
Suncor Energy Inc	3.2
Bank of Montreal	2.9
Manulife Financial Corp	2.9
Alimentation Couche-Tard Inc Class B	2.7
Total % of Top 10 Holdings	40.5
Total Number of Stock Holdings	90
Total Number of Bond Holdings	0
Total Number of Other Holdings	1
<b>Total Number of Holdings</b>	<b>91</b>

### Equity Style



Value Blend Growth

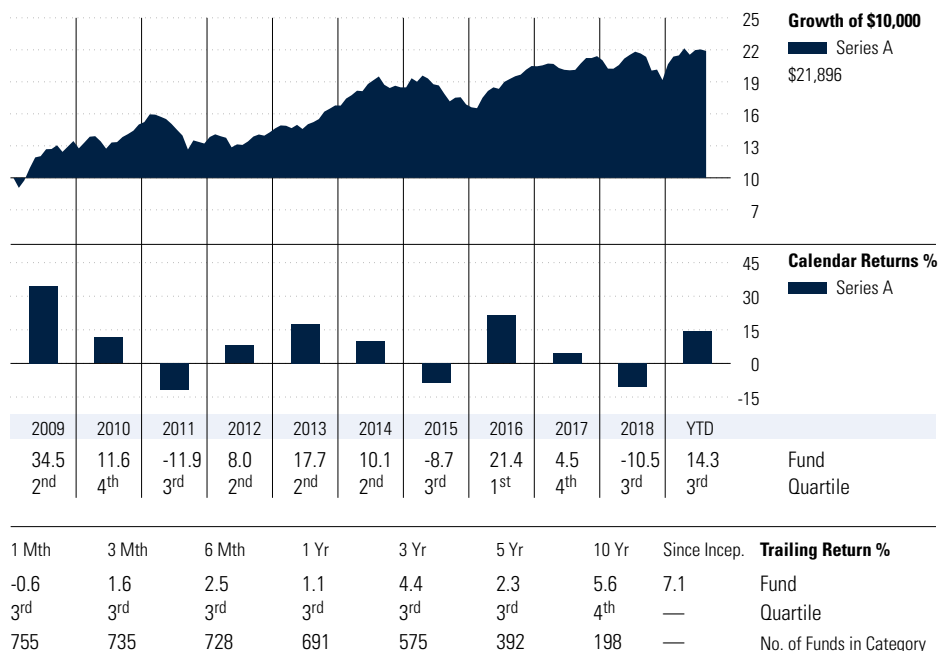
### Equity Statistics

P/B Ratio	1.6
P/E Ratio	14.7
Avg. Mkt Cap. \$B	27.0

### Global Equity Sectors

	% Equity
Financials	34.8
Energy	16.5
Industrials	12.8
Materials	10.9
Consumer Discretionary	5.6
Information Technology	5.2
Communication Services	4.5
Consumer Staples	4.0
Real Estate	3.3
Utilities	2.5
Unclassified	0.0
Health Care	0.0

## Performance Analysis as of August 31, 2019



# PH&N Canadian Equity Fund

## Management Overview

### Manager Bios

#### Scott Lysakowski

#### Phillips, Hager & North Investment Management

Scott is the Head of Canadian Equities for PH&N Investment Management and Senior Portfolio Manager on the team's core Canadian equity strategies. He joined the firm in 2002, where he was a senior research analyst and portfolio manager with the Toronto-based Canadian equity team before moving to Vancouver to join the PH&N IM team in 2009. Prior to being named Head in 2018, Scott was Co-Head of the team since 2012. Scott is a CFA charterholder.

### Performance Analysis Cont'd as of August 31, 2019

Distributions (\$)/Unit	YTD*	2018	2017	2016	2015	2014	2013	2012	2011	2010	2009
Total Distributions	—	3.29	4.15	0.67	1.76	6.35	0.45	0.51	2.87	0.70	0.62
Interest	—	0.01	0.01	—	—	—	—	—	—	0.70	—
Dividends	—	1.09	0.64	0.67	0.75	0.60	0.45	0.51	0.07	—	0.62
Capital Gains	—	2.19	3.50	—	1.01	5.75	—	—	2.80	—	—
Return Of Capital	—	—	—	—	—	—	—	—	—	—	—

Best/Worst Periods %	Ended	1 Yr	Ended	3 Yr	Ended	5 Yr	Ended	10 Yr
Best	2-2010	46.8	2-2012	15.8	2-2014	14.0	2-2019	9.0
Worst	5-2012	-17.1	8-2017	1.0	2-2016	0.7	8-2019	5.6
Average		7.4		6.3		6.9		7.0
No. of Periods		118		94		70		10
Pct. Positive		72.9		100.0		100.0		100.0

\* Distributions are characterized into income type at year-end.

### Commentary as at June 30, 2019

The S&P/TSX Composite Index joined other global equity markets in rebounding from declines recorded in late 2018. A number of macroeconomic developments continue to be the focus for equity investors, including the outlook for global trade, the path and pace of global economic growth, and their combined impact on corporate earnings. The uncertain economic backdrop has resulted in central banks moving to a more cautious approach on monetary policy, which has supported equity valuations.

In the Consumer Discretionary sector, a position in Dollarama aided the Fund's returns over the first half of 2019. An overweight position in the Financials sector also helped performance, with a position in Element Fleet Management contributing significantly. Stock selection in the Materials sector was also beneficial to the Fund, particularly a holding in Kirkland Lake Gold.

In the Information Technology sector, the absence of Shopify in the portfolio held back returns. Positions in the Industrials sector also hurt performance, with a large negative impact coming from the Fund's holding in SNC-Lavalin.

Looking forward, Canada's economic outlook reflects slowing U.S. growth, trade uncertainty, moderating housing activity and competitiveness concerns. There is also considerable pressure on the Canadian energy sector due to the continuously challenging environment for the production and transportation of crude oil. On a positive note, job creation in Canada has been accelerating at a swift pace. Overall, the portfolio manager expects below average economic growth in Canada over the next year.

## PH&N Canadian Equity Fund

### Disclosure

RBC Funds, BlueBay Funds, PH&N Funds and RBC Corporate Class Funds are offered by RBC Global Asset Management Inc. and distributed through authorized dealers.

Commissions, trailing commissions, management fees and expenses all may be associated with mutual fund investments. Please read the prospectus or Fund Facts document before investing. Except as otherwise noted, the indicated rates of return are the historical annual compounded total returns including changes in unit value and reinvestment of all distributions and do not take into account sales, redemption, distribution or optional charges or income taxes payable by any unitholder that would have reduced returns. Mutual fund securities are not guaranteed or covered by the Canada Deposit Insurance Corporation or by any other government deposit insurer. For money market funds, there can be no assurances that the fund will be able to maintain its net asset value per unit at a constant amount or that the full amount of your investment in the fund will be returned to you. The value of mutual funds change frequently and past performance may not be repeated.

Phillips, Hager & North Investment Management (PH&N IM) is a division of RBC Global Asset Management Inc. (RBC GAM). RBC GAM is the fund manager and the principal portfolio adviser of PH&N Funds. The principal distributor of PH&N Funds is Phillips, Hager & North Investment Funds Ltd. (PH&NIF), which uses the trade name PH&N Investment Services. RBC GAM is an indirect,

wholly-owned subsidiary of Royal Bank of Canada.

This document has been compiled by RBC Global Asset Management Inc. (RBC GAM) from sources believed to be reliable, but no representations or warranty, express or implied, are made by RBC GAM, its affiliates or any other person as to its accuracy, completeness or correctness. All opinions and estimates constitute RBC GAM's judgment as of the date of this document, are subject to change without notice and are provided in good faith but without legal responsibility. The Top Ten/25 Holdings may change due to ongoing portfolio transactions within the fund. The Prospectus and other information about the underlying investment funds are available at [www.sedar.com](http://www.sedar.com).

MER (%) for RBC Funds, PH&N Funds and BlueBay Funds is based on actual expenses for the preceding calendar year or most recent half-year period ended June 30 expressed on an annualized basis, depending on availability of data at the time of publication.

MER (%) for RBC Corporate Class Funds is based on actual expenses for the preceding full year period ended March 31 or half-year period ended September 30 expressed on an annualized basis, depending on availability of data at the time of publication.

Series H and Series I are not available for purchase by new investors. Existing investors who hold Series H or Series I units

can continue to make additional investments into the same series of the funds they hold.

Graphs are only used to illustrate the effects of the compound growth rate and do not reflect future values of any fund or returns on investment of any fund.

The fund profile is provided for informational purposes only. Particular investments and/or trading strategies should be evaluated relative to each individual's investment objectives. The information contained in the fund profile is not, and should not be construed as, investment or tax advice. You should not act or rely on the information contained in the fund profile without seeking the advice of an appropriate professional advisor.

Quartile rankings are determined by Morningstar Research Inc., an independent research firm, based on categories maintained by the Canadian Investment Funds Standards Committee (CIFSC). Quartile rankings are comparisons of the performance of a fund to other funds in a particular category and are subject to change monthly. The quartiles divide the data into four equal segments expressed in terms of rank (1, 2, 3 or 4).

® / ™ Trademark(s) of Royal Bank of Canada. Used under licence. © RBC Global Asset Management Inc. 2019